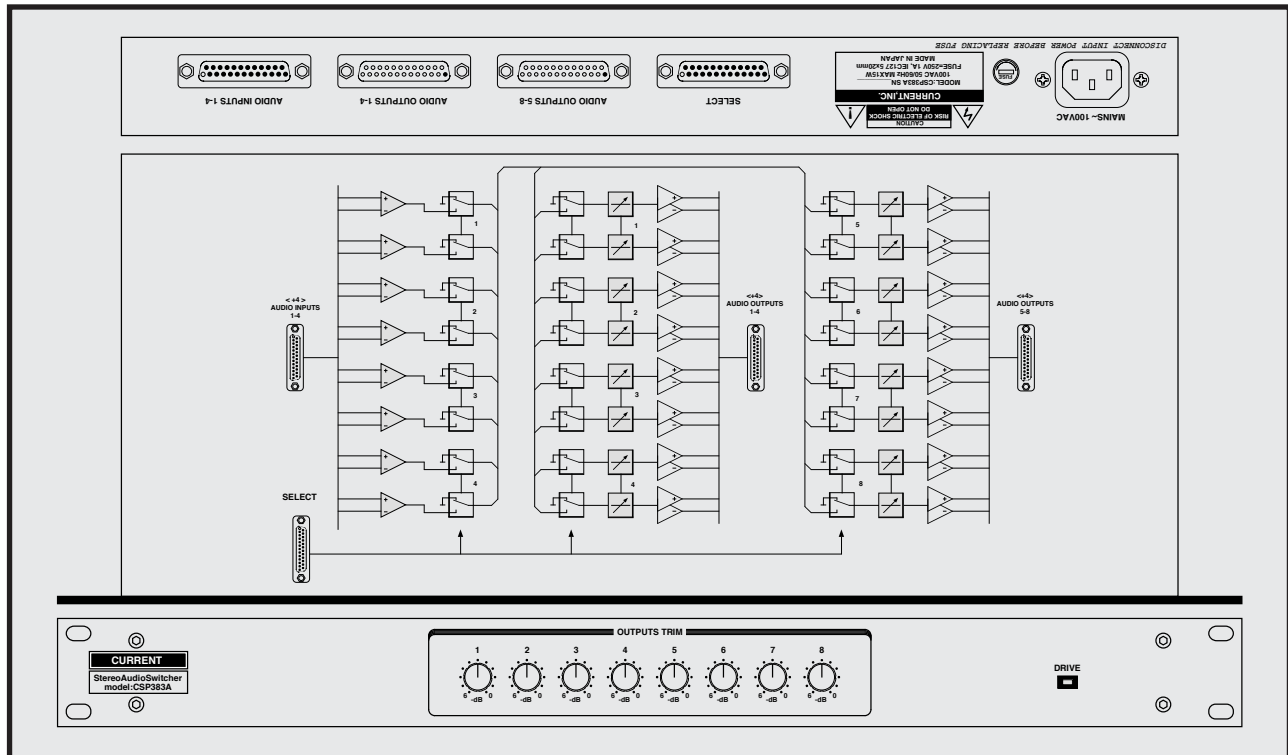


CURRENT PRODUCTS model:CSP383A

3:8 STEREO AUDIO SWITCHER



- 3 input, 8 output
- Stereo audio switch
- Most suitable for a monitor selector
- All outputs with trim
- Remote change-over
- High-quality sound
- 19 inches 1U size

CSP383A is a matrix audio switcher of 3 stereo input and 8 stereo output configuration. It has a buffer amplifier built-in for each input-output, and a monitor switch of high quality is possible without losing music energy by using a reliable relay to a switch element.

"Routing"

After having chosen one of the stereo sources of 3 input routes, one of 8 routes can output it. It can apply it to not only the switch of the monitor but also the REC source switches.

"Trim"

Each stereo output can adjust a level of the 0dB to -6dB in a trim of the front panel.

"Control"

It can switch the monitor switch with the remote with a simple latch switch. In addition, it can mount a switch to front panel with an option.

"Others"

It makes Control Box and the Control Panel to specifications. Please refer about the switch format except the standard.



SPECIFICATIONS


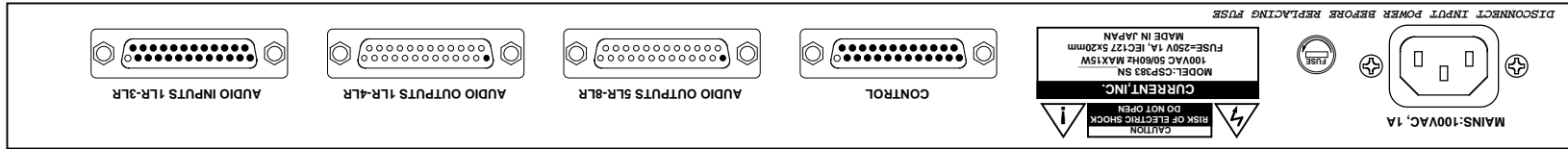
- 🔊 **INPUTS LEVEL:** REF=+4dBu, MAX=+24dBu
- 🔊 **INPUTS IMPEDANCE:** 1-3 stereo, BALANCED, 12kΩ
- 🔊 **INPUTS CONNECTOR:** Dsub25-F #4-40
- 🔊 **OUTPUTS LEVEL:** REF=+4dBu, MAX=+24dBu
- 🔊 **OUTPUTS IMPEDANCE:** 1-8 stereo, BAL, 50Ω
- 🔊 **OUTPUTS CONNECTOR:** Dsub25-M #4-40
- 🔊 **CONTROL:** INPUT1-3, OUTPUT1-8
- 🔊 **CONTROL CONNECTOR:** Dsub25-F #4-40
- 🔊 **FREQUENCY RESPONSE:** 20~20kHz ±0.1dB
- 🔊 **THD:** < 0.01% at REF REVEL, 1KHz
- 🔊 **NOISE LEVEL:** < -90dBu
- 🔊 **MAINS:** 100VAC 50/60Hz MAX=15W
- 🔊 **DIMENSIONS:** 482Wx44Hx303D 4Kg

3:8 Switcher	CSP383A	¥398,000
--------------	---------	----------

accessory : Remote box with cable 3m, AC cable

The specifications are subject to change without notice.
2-26-11 AKATSUTSUMI, SETAGAYA-KU, TOKYO, 156-0044 JAPAN

MONITOR SYSTEM
HEADPHONES AMP
CUE SYSTEM
COMMUNICATION
TALK BACK SYSTEM
MATRIX AMP
AUDIO ROUTER
AUDIO VIDEO
SWITCHER
SYSTEM SWITCHER
EMERGENCY
AUDIO VIDEO
DISTRIBUTOR
METER SYSTEM
ANALOG, DIGITAL
PREAMP MIXER
LEVEL UNIT
DIGITAL AUDIO
FADER UNIT
AUTO FADER
TALLY FADER
CLOCK, TIMER
EVENT SYSTEM
SPECIAL PRODUCTS
ETC.



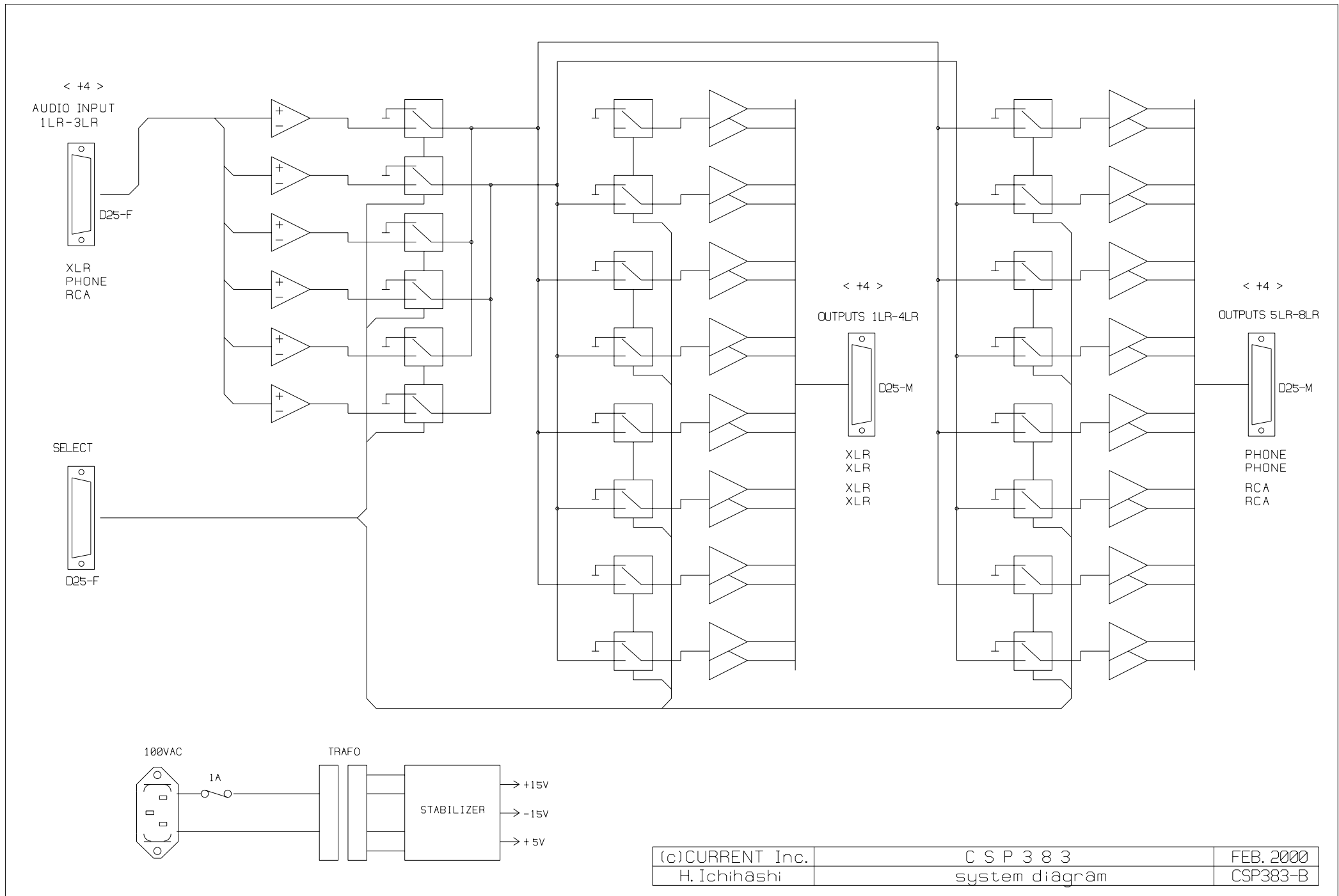
303



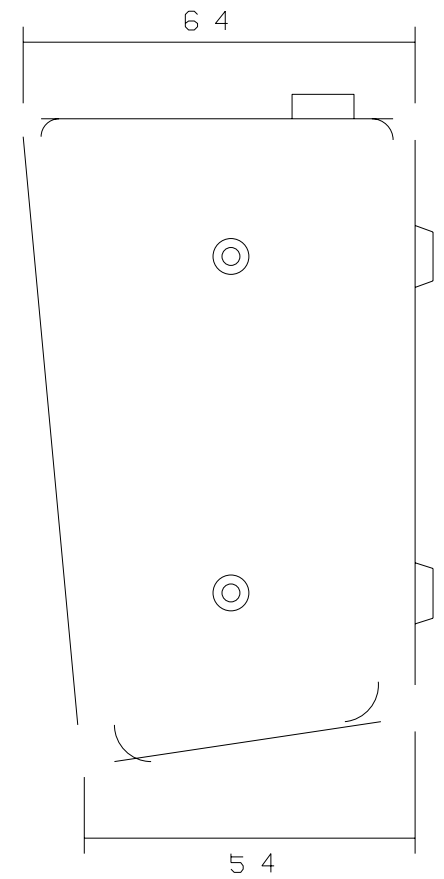
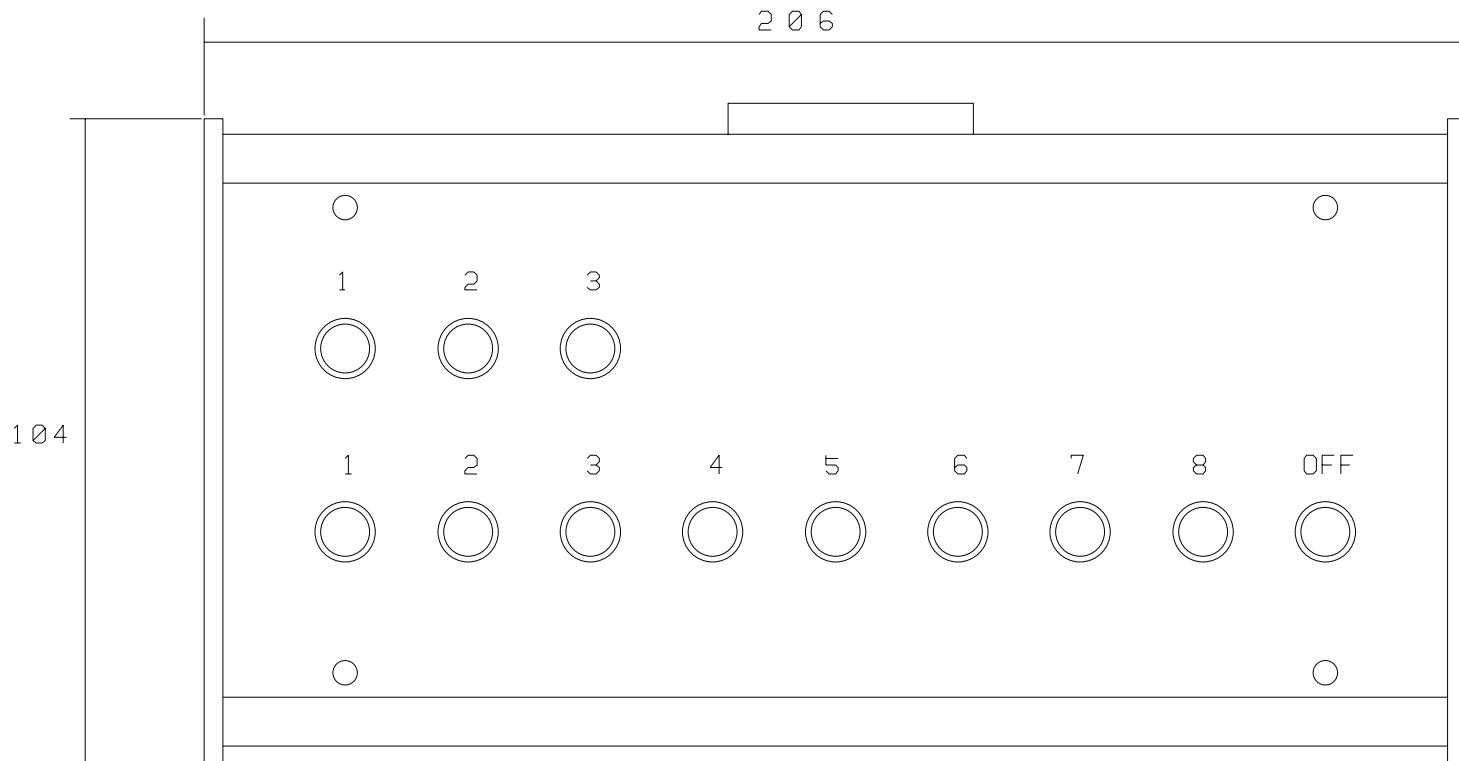
44



(c)CURRENT,INC.	CSP383	Feb.2000
H.ICHIHASHI	PANEL DIAGRAM	CSP383-D



(c)CURRENT Inc.	C S P 3 8 3	FEB. 2000
H. Ichihashi	system diagram	CSP383-B



CURRENT, INC.	C S P 3 8 3	FEB. 2000
H. Ichihashi	REMOTE DIAGRAM	CSP383RD

CSP383/A "INPUTS" D25-F(#4-40) Connector Pin List

Ribbon	Hard	Signal name	Designation	Active
1	1	IN 1L +	AUDIO INPUT 1L +	
2	14	IN 1L -	AUDIO INPUT 1L -	
3	2	IN 1L G	AUDIO INPUT 1L G	
4	15	IN 1R +	AUDIO INPUT 1R +	
5	3	IN 1R -	AUDIO INPUT 1R -	
6	16	IN 1R G	AUDIO INPUT 1R G	
7	4	IN 2L +	AUDIO INPUT 2L +	
8	17	IN 2L -	AUDIO INPUT 2L -	
9	5	IN 2L G	AUDIO INPUT 2L G	
10	18	IN 2R +	AUDIO INPUT 2R +	
11	6	IN 2R -	AUDIO INPUT 2R -	
12	19	IN 2R G	AUDIO INPUT 2R G	
13	7	IN 3L +	AUDIO INPUT 3L +	
14	20	IN 3L -	AUDIO INPUT 3L -	
15	8	IN 3L G	AUDIO INPUT 3L G	
16	21	IN 3R +	AUDIO INPUT 3R +	
17	9	IN 3R -	AUDIO INPUT 3R -	
18	22	IN 3R G	AUDIO INPUT 3R G	
19	10	IN 4L +	AUDIO INPUT 4L +	
20	23	IN 4L - *	AUDIO INPUT 4L -	
21	11	IN 4L G *	AUDIO INPUT 4L G	
22	24	IN 4R + *	AUDIO INPUT 4R +	
23	12	IN 4R - *	AUDIO INPUT 4R -	
24	25	IN 4R G *	AUDIO INPUT 4R G	
25	13			

IN 4L/4Rは
CSP383A専用です。

注意！

Dサブコネクタの接続はHardピン番号で接続してください。
取付ビスは# 4 - 40インチビスを使用して下さい

CAUTION! D-Connector for wiring refer to Hard pin number Description.

CSP383/A "OUT1-4" D25-M(#4-40) Connector Pin List

Ribbon	Hard	Signal name	Designation	Active
1	1	OUT 1L +	AUDIO OUTPUT 1L +	
2	14	OUT 1L -	AUDIO OUTPUT 1L -	
3	2	OUT 1L G	AUDIO OUTPUT 1L G	
4	15	OUT 1R +	AUDIO OUTPUT 1R +	
5	3	OUT 1R -	AUDIO OUTPUT 1R -	
6	16	OUT 1R G	AUDIO OUTPUT 1R G	
7	4	OUT 2L +	AUDIO OUTPUT 2L +	
8	17	OUT 2L -	AUDIO OUTPUT 2L -	
9	5	OUT 2L G	AUDIO OUTPUT 2L G	
10	18	OUT 2R +	AUDIO OUTPUT 2R +	
11	6	OUT 2R -	AUDIO OUTPUT 2R -	
12	19	OUT 2R G	AUDIO OUTPUT 2R G	
13	7	OUT 3L +	AUDIO OUTPUT 3L +	
14	20	OUT 3L -	AUDIO OUTPUT 3L -	
15	8	OUT 3L G	AUDIO OUTPUT 3L G	
16	21	OUT 3R +	AUDIO OUTPUT 3R +	
17	9	OUT 3R -	AUDIO OUTPUT 3R -	
18	22	OUT 3R G	AUDIO OUTPUT 3R G	
19	10	OUT 4L +	AUDIO OUTPUT 4L +	
20	23	OUT 4L -	AUDIO OUTPUT 4L -	
21	11	OUT 4L G	AUDIO OUTPUT 4L G	
22	24	OUT 4R +	AUDIO OUTPUT 4R +	
23	12	OUT 4R -	AUDIO OUTPUT 4R -	
24	25	OUT 4R G	AUDIO OUTPUT 4R G	
25	13			

注意！

Dサブコネクタの接続はHardピン番号で接続してください。

取付ビスは# 4 - 40インチビスを使用して下さい

CAUTION! D-Connector for wiring refer to Hard pin number Description.

CSP383/A "OUT5-8" D25-M(#4-40) Connector Pin List

Ribbon	Hard	Signal name	Designation	Active
1	1	OUT 5L +	AUDIO OUTPUT 5L +	
2	14	OUT 5L -	AUDIO OUTPUT 5L -	
3	2	OUT 5L G	AUDIO OUTPUT 5L G	
4	15	OUT 5R +	AUDIO OUTPUT 5R +	
5	3	OUT 5R -	AUDIO OUTPUT 5R -	
6	16	OUT 5R G	AUDIO OUTPUT 5R G	
7	4	OUT 6L +	AUDIO OUTPUT 6L +	
8	17	OUT 6L -	AUDIO OUTPUT 6L -	
9	5	OUT 6L G	AUDIO OUTPUT 6L G	
10	18	OUT 6R +	AUDIO OUTPUT 6R +	
11	6	OUT 6R -	AUDIO OUTPUT 6R -	
12	19	OUT 6R G	AUDIO OUTPUT 6R G	
13	7	OUT 7L +	AUDIO OUTPUT 7L +	
14	20	OUT 7L -	AUDIO OUTPUT 7L -	
15	8	OUT 7L G	AUDIO OUTPUT 7L G	
16	21	OUT 7R +	AUDIO OUTPUT 7R +	
17	9	OUT 7R -	AUDIO OUTPUT 7R -	
18	22	OUT 7R G	AUDIO OUTPUT 7R G	
19	10	OUT 8L +	AUDIO OUTPUT 8L +	
20	23	OUT 8L -	AUDIO OUTPUT 8L -	
21	11	OUT 8L G	AUDIO OUTPUT 8L G	
22	24	OUT 8R +	AUDIO OUTPUT 8R +	
23	12	OUT 8R -	AUDIO OUTPUT 8R -	
24	25	OUT 8R G	AUDIO OUTPUT 8R G	
25	13			

注意！

Dサブコネクタの接続はHardピン番号で接続してください。
 取付ビスは#4 - 40インチビスを使用して下さい

CAUTION! D-Connector for wiring refer to Hard pin number Description.

CSP383/A "REMOTE" D25-F(#4-40) Connector Pin List

Ribbon	Hard	Signal name	Designation	Active
1	1	SW COM	SWITCH COMMON	0V
2	14	LP COM	LAMP COMMON	+5V
3	2	S-IN1	INPUT SELECT 1	0V
4	15			
5	3	S-IN2	INPUT SELECT 2	0V
6	16			
7	4	S-IN3	INPUT SELECT 3	0V
8	17	S-IN4 (CSP383A)	INPUT SELECT 4 (CSP383A)	0V
9	5	S-OUT1	OUTPUT SELECT 1	0V
10	18			
11	6	S-OUT2	OUTPUT SELECT 2	0V
12	19			
13	7	S-OUT3	OUTPUT SELECT 3	0V
14	20			
15	8	S-OUT4	OUTPUT SELECT 4	0V
16	21			
17	9	S-OUT5	OUTPUT SELECT 5	0V
18	22			
19	10	S-OUT6	OUTPUT SELECT 6	0V
20	23			
21	11	S-OUT7	OUTPUT SELECT 7	0V
22	24			
23	12	S-OUT8	OUTPUT SELECT 8	0V
24	25			
25	13			

注意！

Dサブコネクタの接続はHardピン番号で接続してください。
 取付ビスは#4 - 40インチビスを使用して下さい

CAUTION! D-Connector for wiring refer to Hard pin number Description.