


CURRENT PRODUCTS model:PMS470

MATRIX AMP



16x16 matrix amplifier
 Talkback individual in all output
 Trim for all input-output
 19inches 6U size

PMS470 is a matrix amplifier with 16 input routes and 16 output routes. By a panel design with high visibility, it can do operation and the confirmation that are in a state quickly. The application by various uses such as the distribution of the general audio, the distribution of the income system is possible.

"Master"

In the master module, adjustment of the matrix source level of 16 routes and the adjustment of the talkback level are possible. It is possible for adjustment of the infinity to +10dB to source level. In addition, as for the TB microphone, 150mm goose neck is a standard.

"Matrix"

It can assign a matrix module the source of 16 routes independently and the assigned signal is mixed and is output via output level control. It is possible for the output level knob to adjustment of infinite repetition - +10dB.

"Meter"

It is providing the meter output to monitor the matrix output. CSP116 of the 16ch meter is most suitable as an applying meter.

"GPI"


It can control a monitor speaker and Other equipment using the contact that is output when a TB button is pushed with either matrix module.

"Connector"

The input / output connector is Dsub25 for every 8ch.

"Others"

Please contact us as we also manufacture matrix amplifiers with different specifications. Also, consider 6x6 CSP332, 6x2 CSP336, and 6x14 type PMS420.

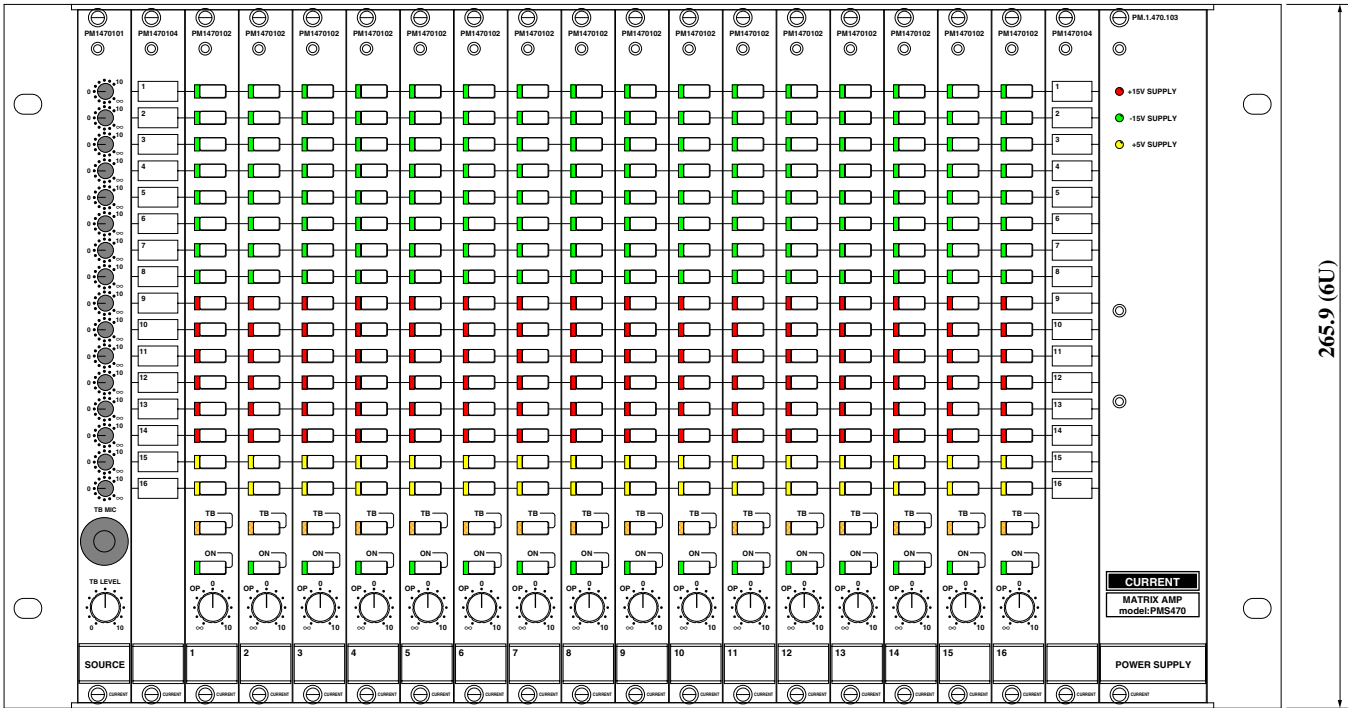


SPECIFICATIONS

- 🍏SOURCE INPUTS: 16
- 🍏INPUTS IMPEDANCE: BALANCED, 30kΩ
- 🍏INPUTS LEVEL: REF=+4dBu, MAX=+24dBu
- 🍏INPUTS CONNECTOR: ELCO-56F
- 🍏MATRIX OUTPUTS: 16
- 🍏OUTPUTS IMPEDANCE: BALANCED 50Ω
- 🍏OUTPUTS LEVEL: REF=+4dBu, MAX=+24dBu
- 🍏OUTPUTS CONNECTOR: ELCO-56F
- 🍏FREQUENCY RESPONSE: 20Hz~20kHz ±0.1dB
- 🍏THD: < 0.01% at 1kHz REFERENCE LEVEL
- 🍏MAINS: 100VAC 50/60Hz, 100W MAX
- 🍏DIMENSIONS: 483Wx266Hx350D, 8kg

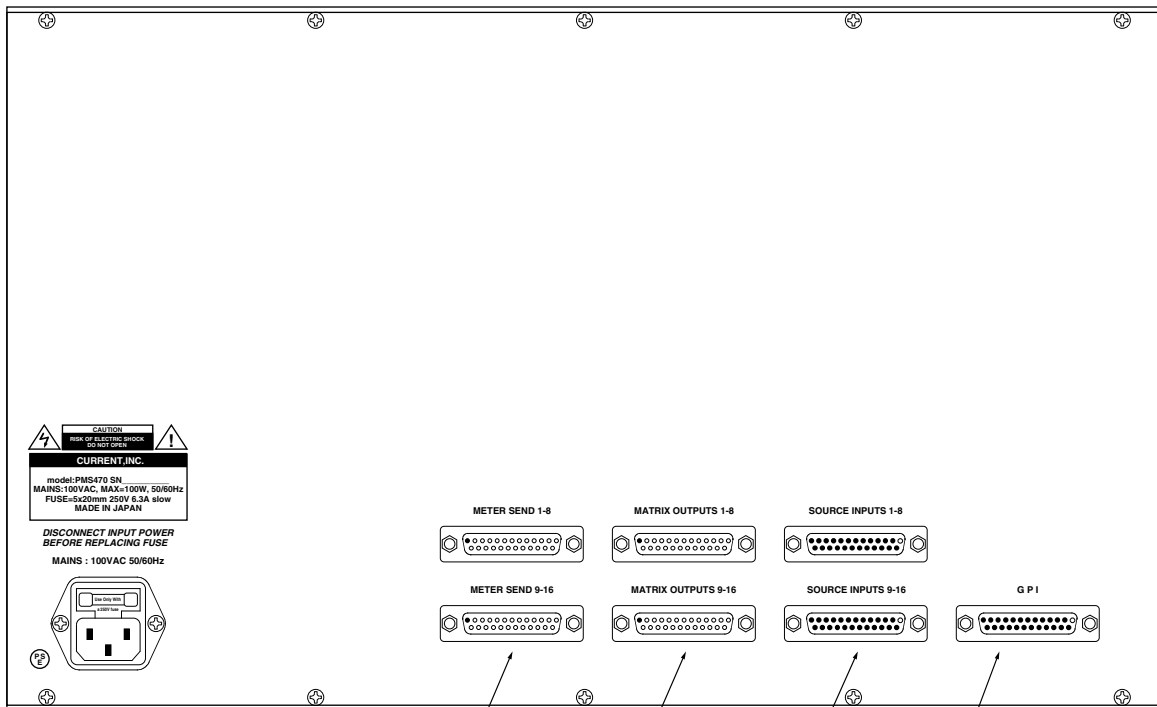
Matrix amp	PMS470	¥3,200,000
	accessory : AC cable	

482.6 (19 inch)



265.9 (6U)

Front Panel



Dsub25-M (#4-40)

Dsub25-M (#4-40)

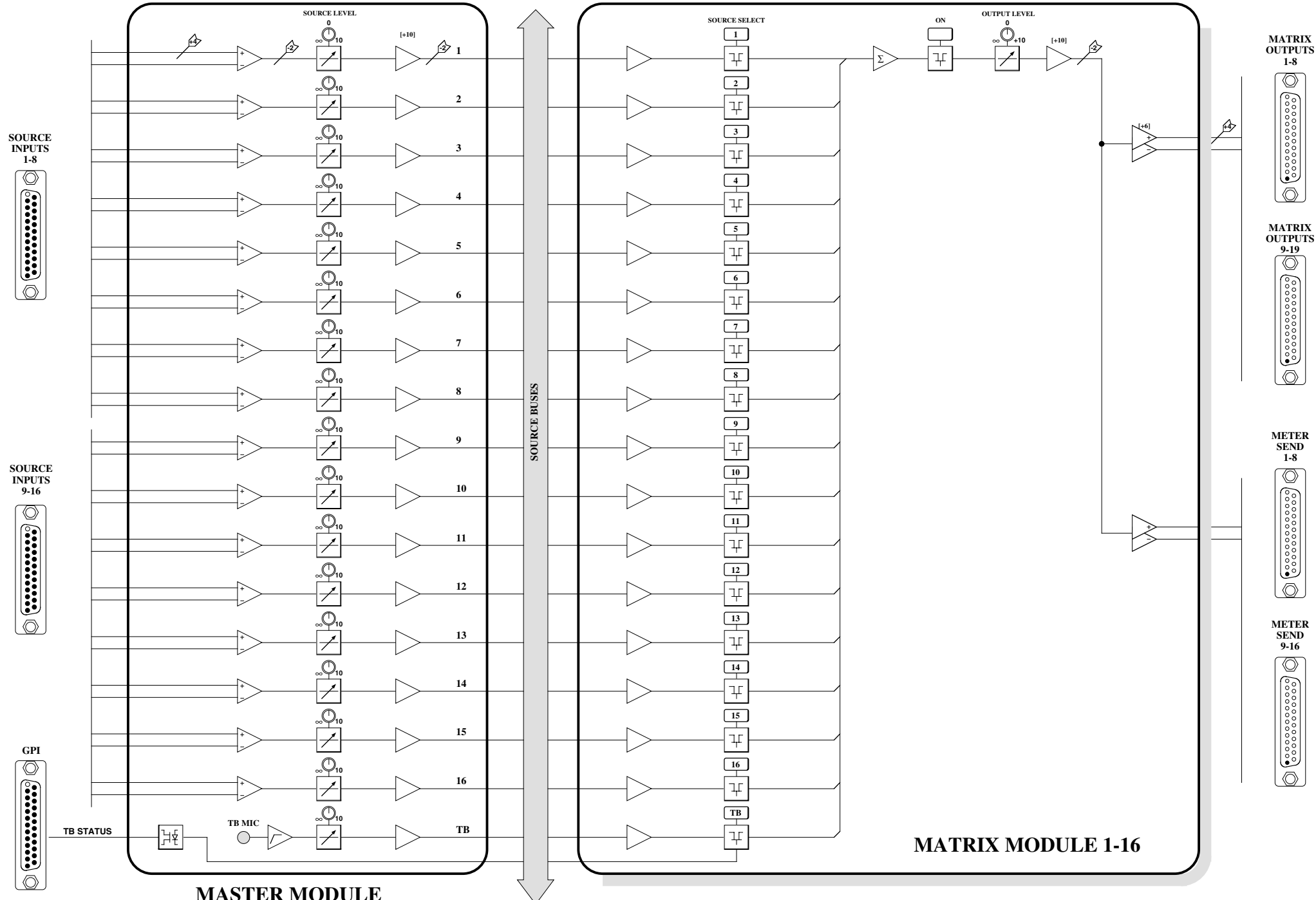
Dsub25-F (#4-40)

Dsub25-F (#4-40)

Rear Panel

DIMENSIONS=482.6(w)x265.9(h)x350(d)

(c)CURRENT,INC. H.ICHIHASHI	PMS470 FRAME DIAGRAM	May 2021 PMS470-D
--------------------------------	-------------------------	----------------------



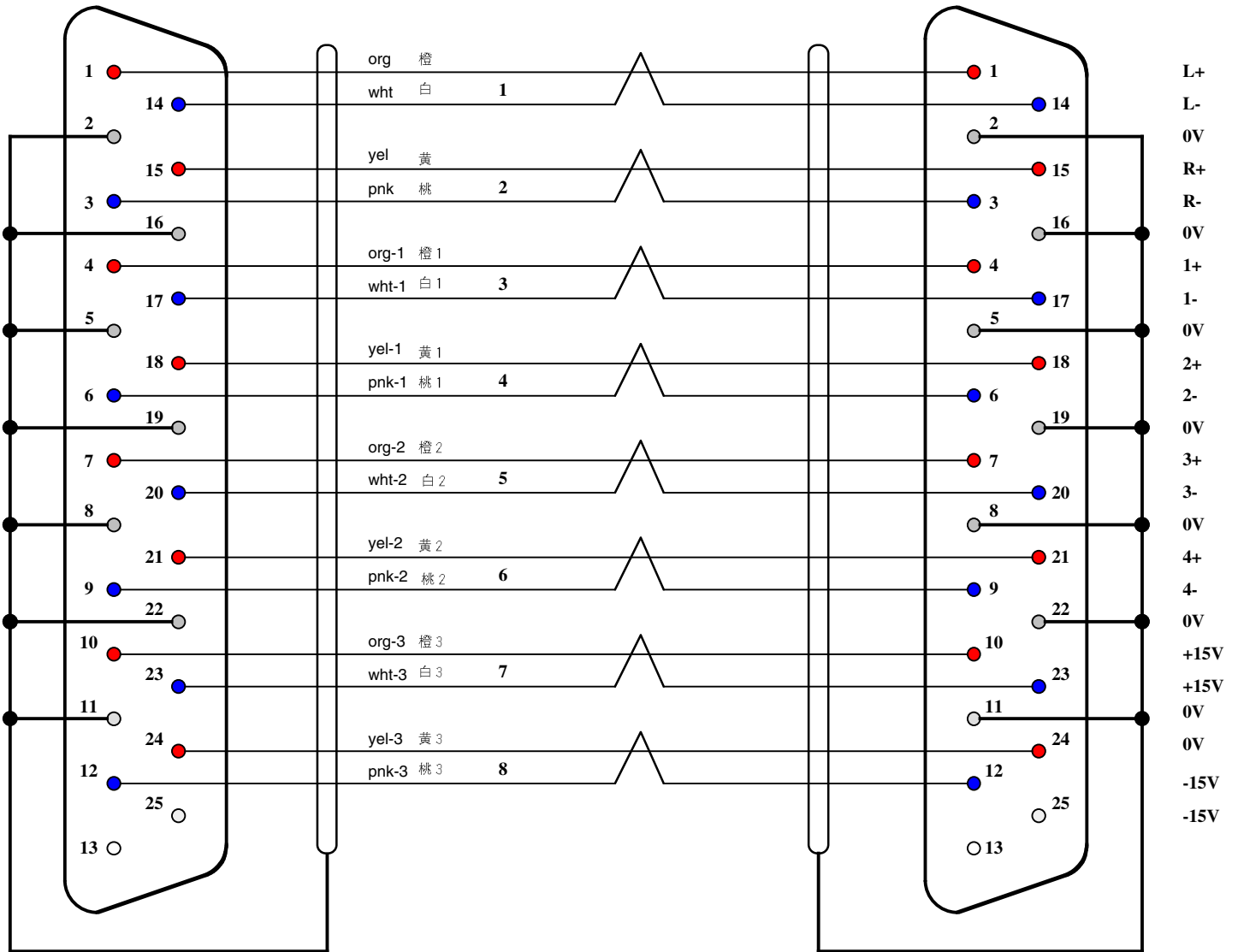
MASTER MODULE

MATRIX MODULE 1-16

(c)CURRENT,INC.	PMS470 MATRIX AMP	May,2021
H.ICHIHASHI	SYSTEM DIAGRAM	PM470-B rev2

D25-F (#4-40)

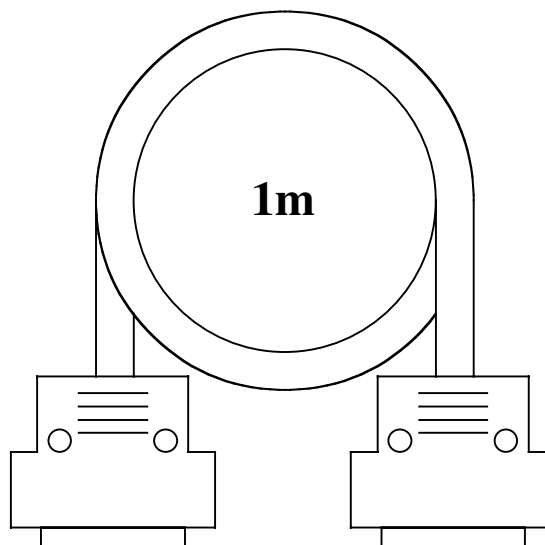
D25-M (#4-40)



All GND pins linked each by PCB

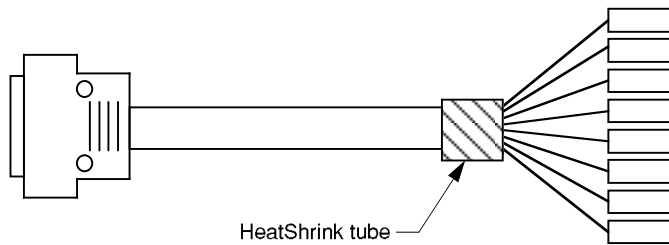
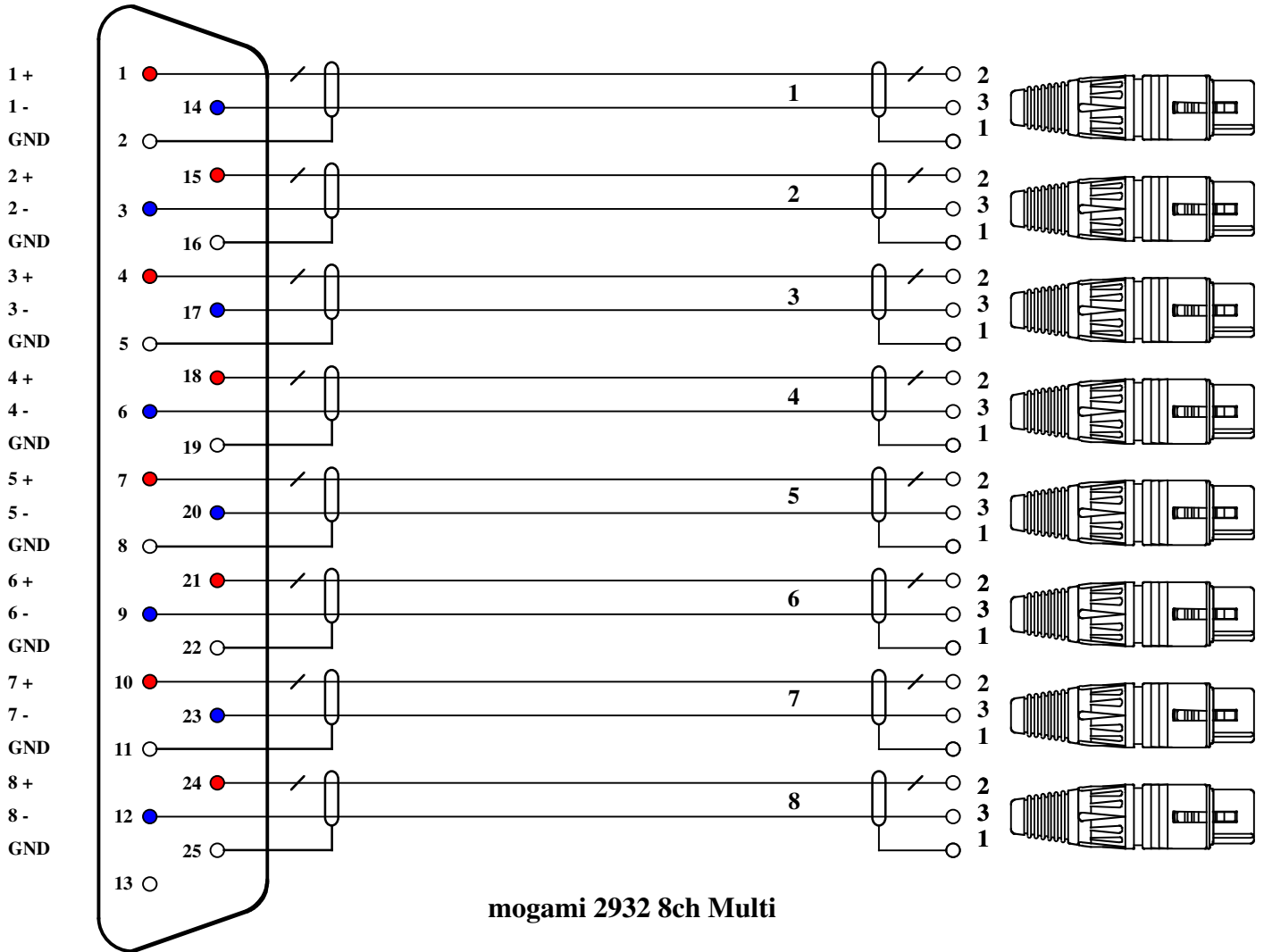
mogami 2842 8-pair twisted pair cable

Dsub25-M/F (#4-40)			
01	1	+	14 1 -
02	1	GND	15 2 +
03	2	-	16 2 GND
04	3	+	17 3 -
05	3	GND	18 4 +
06	4	-	19 4 GND
07	5	+	20 5 -
08	5	GND	21 6 +
09	6	-	22 6 GND
10	7	+	23 7 -
11	7	GND	24 8 +
12	8	-	25 8 GND
13			



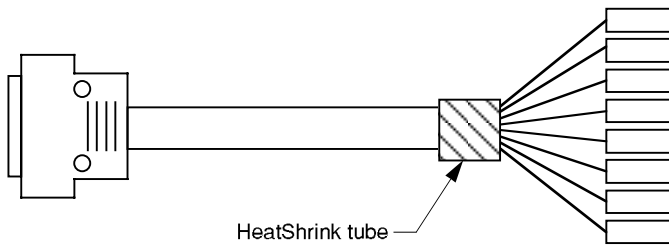
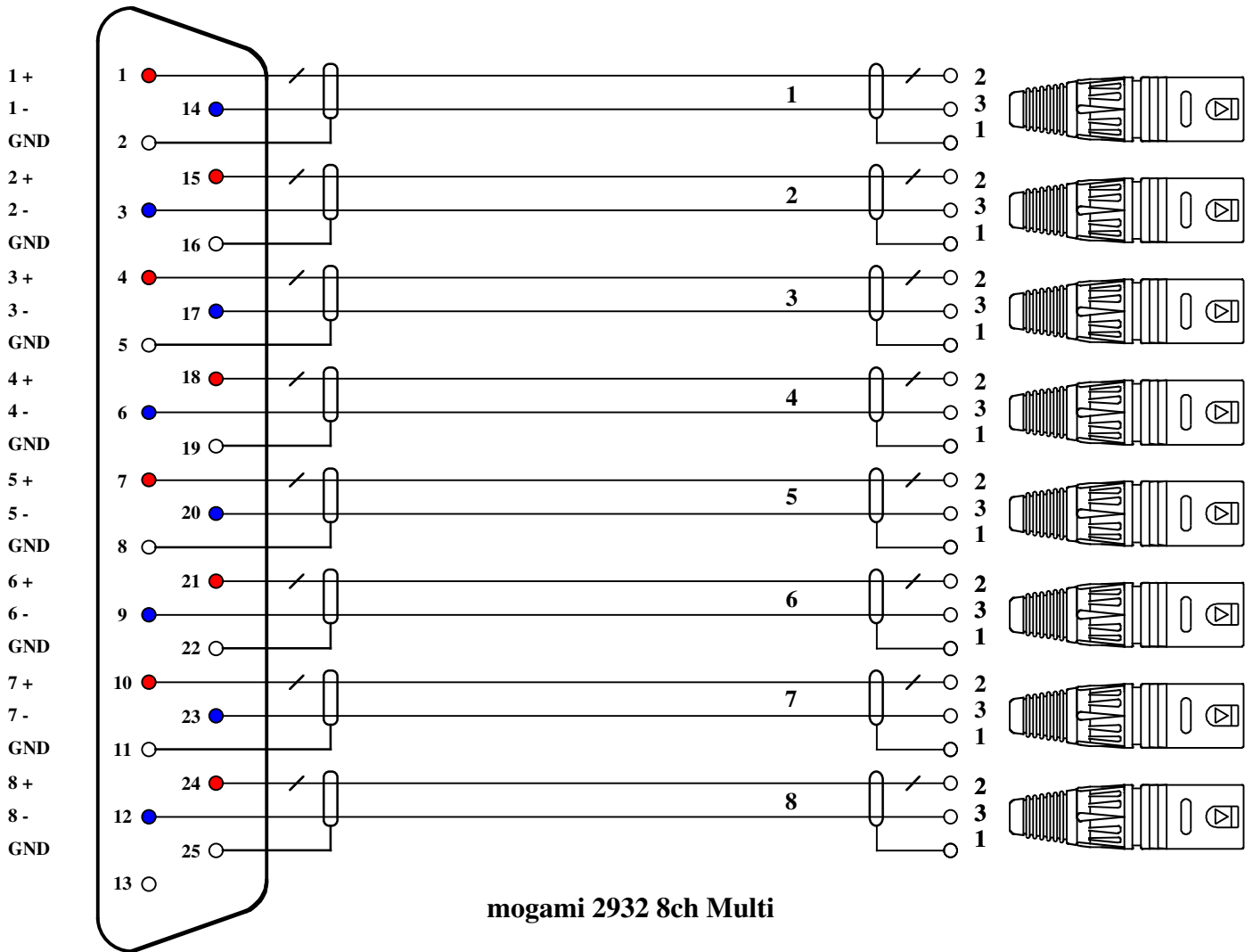
(c)CURRENT,INC.	PMS470	May.2021
H.ICHIHASHI	METER SENDS CALE	PMS470 meter cable

D25-M (#4-40)



(c)CURRENT,INC.	PMS470	May.2021
H.ICHIHASHI	SOURCE INPUTS CABLE	PMS470 Source inputs cable

D25-F (#4-40)



(c)CURRENT,INC.	PMS470	May.2021
H.ICHIHASHI	MATRIX OUTPUTS CABLE	PMS470 Matrix outputs cable

PMS470 Connector Pin List

PMS470 "Source Inputs 1-8 Dsub25-F(#4-40)

Ribbon	Hard	Signal name	Designation	Active
1	1	SOURCE INPUT 1+	SOURCE INPUT 1+	audio
2	14	SOURCE INPUT 1-	SOURCE INPUT 1-	audio
3	2	SOURCE INPUT 1G	SOURCE INPUT 1G	GND
4	15	SOURCE INPUT 2+	SOURCE INPUT 2+	audio
5	3	SOURCE INPUT 2-	SOURCE INPUT 2-	audio
6	16	SOURCE INPUT 2G	SOURCE INPUT 2G	GND
7	4	SOURCE INPUT 3+	SOURCE INPUT 3+	audio
8	17	SOURCE INPUT 3-	SOURCE INPUT 3-	audio
9	5	SOURCE INPUT 3G	SOURCE INPUT 3G	
10	18	SOURCE INPUT 4+	SOURCE INPUT 4+	audio
11	6	SOURCE INPUT 4-	SOURCE INPUT 4-	audio
12	19	SOURCE INPUT 4G	SOURCE INPUT 4G	GND
13	7	SOURCE INPUT 5+	SOURCE INPUT 5+	
14	20	SOURCE INPUT 5-	SOURCE INPUT 5-	
15	8	SOURCE INPUT 5G	SOURCE INPUT 5G	GND
16	21	SOURCE INPUT 6+	SOURCE INPUT 6+	
17	9	SOURCE INPUT 6-	SOURCE INPUT 6-	
18	22	SOURCE INPUT 6G	SOURCE INPUT 6G	GND
19	10	SOURCE INPUT 7+	SOURCE INPUT 7+	
20	23	SOURCE INPUT 7-	SOURCE INPUT 7-	
21	11	SOURCE INPUT 7G	SOURCE INPUT 7G	GND
22	24	SOURCE INPUT 8+	SOURCE INPUT 8+	
23	12	SOURCE INPUT 8-	SOURCE INPUT 8-	
24	25	SOURCE INPUT 8G	SOURCE INPUT 8G	GND
25	13	NC	NONE CONNECTION	

CAUTION! D-Connector for wiring refer to Hard pin number Description. Mounting screw for D-connector use #4-40 size.

注意！ Dサブコネクタの接続はHardピン番号で接続してください。取付ビスは#4-40インチビスです。

PMS470 Connector Pin List

PMS470 "Source Inputs 9-16 Dsub25-F(#4-40)

Ribbon	Hard	Signal name	Designation	Active
1	1	SOURCE INPUT 9+	SOURCE INPUT 9+	audio
2	14	SOURCE INPUT 9-	SOURCE INPUT 9-	audio
3	2	SOURCE INPUT 9G	SOURCE INPUT 9G	GND
4	15	SOURCE INPUT 10+	SOURCE INPUT 10+	audio
5	3	SOURCE INPUT 10-	SOURCE INPUT 10-	audio
6	16	SOURCE INPUT 10G	SOURCE INPUT 10G	GND
7	4	SOURCE INPUT 11+	SOURCE INPUT 11+	audio
8	17	SOURCE INPUT 11-	SOURCE INPUT 11-	audio
9	5	SOURCE INPUT 11G	SOURCE INPUT 11G	
10	18	SOURCE INPUT 12+	SOURCE INPUT 12+	audio
11	6	SOURCE INPUT 12-	SOURCE INPUT 12-	audio
12	19	SOURCE INPUT 12G	SOURCE INPUT 12G	GND
13	7	SOURCE INPUT 13+	SOURCE INPUT 13+	audio
14	20	SOURCE INPUT 13-	SOURCE INPUT 13-	audio
15	8	SOURCE INPUT 13G	SOURCE INPUT 13G	GND
16	21	SOURCE INPUT 14+	SOURCE INPUT 14+	audio
17	9	SOURCE INPUT 14-	SOURCE INPUT 14-	audio
18	22	SOURCE INPUT 14G	SOURCE INPUT 14G	GND
19	10	SOURCE INPUT 15+	SOURCE INPUT 15+	audio
20	23	SOURCE INPUT 15-	SOURCE INPUT 15-	audio
21	11	SOURCE INPUT 15G	SOURCE INPUT 15G	0V
22	24	SOURCE INPUT 16+	SOURCE INPUT 16+	audio
23	12	SOURCE INPUT 16-	SOURCE INPUT 16-	audio
24	25	SOURCE INPUT 16G	SOURCE INPUT 16G	GND
25	13	NC	NONE CONNECTION	

CAUTION! D-Connector for wiring refer to Hard pin number Description. Mounting screw for D-connector use #4-40 size.

注意！ Dサブコネクタの接続はHardピン番号で接続してください。取付ビスは#4-40インチビスです。

PMS470 Connector Pin List

PM470 "Matrix outputs 1-8 Dsub25-M(#4-40)

Ribbon	Hard	Signal name	Designation	Active
1	1	MATRIX OUTPUT 1+	MATRIX OUTPUT 1+	audio
2	14	MATRIX OUTPUT 1-	MATRIX OUTPUT 1-	audio
3	2	MATRIX OUTPUT 1G	MATRIX OUTPUT 1G	GND
4	15	MATRIX OUTPUT 2+	MATRIX OUTPUT 2+	audio
5	3	MATRIX OUTPUT 2-	MATRIX OUTPUT 2-	audio
6	16	MATRIX OUTPUT 2G	MATRIX OUTPUT 2G	GND
7	4	MATRIX OUTPUT 3+	MATRIX OUTPUT 3+	audio
8	17	MATRIX OUTPUT 3-	MATRIX OUTPUT 3-	audio
9	5	MATRIX OUTPUT 3G	MATRIX OUTPUT 3G	
10	18	MATRIX OUTPUT 4+	MATRIX OUTPUT 4+	audio
11	6	MATRIX OUTPUT 4-	MATRIX OUTPUT 4-	audio
12	19	MATRIX OUTPUT 4G	MATRIX OUTPUT 4G	GND
13	7	MATRIX OUTPUT 5+	MATRIX OUTPUT 5+	
14	20	MATRIX OUTPUT 5-	MATRIX OUTPUT 5-	
15	8	MATRIX OUTPUT 5G	MATRIX OUTPUT 5G	GND
16	21	MATRIX OUTPUT 6+	MATRIX OUTPUT 6+	
17	9	MATRIX OUTPUT 6-	MATRIX OUTPUT 6-	
18	22	MATRIX OUTPUT 6G	MATRIX OUTPUT 6G	GND
19	10	MATRIX OUTPUT 7+	MATRIX OUTPUT 7+	
20	23	MATRIX OUTPUT 7-	MATRIX OUTPUT 7-	
21	11	MATRIX OUTPUT 7G	MATRIX OUTPUT 7G	GND
22	24	MATRIX OUTPUT 8+	MATRIX OUTPUT 8+	
23	12	MATRIX OUTPUT 8-	MATRIX OUTPUT 8-	
24	25	MATRIX OUTPUT 8G	MATRIX OUTPUT 8G	GND
25	13	NC	NONE CONNECTION	

CAUTION! D-Connector for wiring refer to Hard pin number Description. Mounting screw for D-connector use #4-40 size.

注意！ Dサブコネクタの接続はHardピン番号で接続してください。取付ビスは#4-40インチビスです。

PMS470 Connector Pin List

PM470 "Matrix outputs 9-16 Dsub25-M(#4-40)

Ribbon	Hard	Signal name	Designation	Active
1	1	MATRIX OUTPUT 9+	MATRIX OUTPUT 9+	audio
2	14	MATRIX OUTPUT 9-	MATRIX OUTPUT 9-	audio
3	2	MATRIX OUTPUT 9G	MATRIX OUTPUT 9G	GND
4	15	MATRIX OUTPUT 10+	MATRIX OUTPUT 10+	audio
5	3	MATRIX OUTPUT 10-	MATRIX OUTPUT 10-	audio
6	16	MATRIX OUTPUT 10G	MATRIX OUTPUT 10G	GND
7	4	MATRIX OUTPUT 11+	MATRIX OUTPUT 11+	audio
8	17	MATRIX OUTPUT 11-	MATRIX OUTPUT 11-	audio
9	5	MATRIX OUTPUT 11G	MATRIX OUTPUT 11G	
10	18	MATRIX OUTPUT 12+	MATRIX OUTPUT 12+	audio
11	6	MATRIX OUTPUT 12-	MATRIX OUTPUT 12-	audio
12	19	MATRIX OUTPUT 12G	MATRIX OUTPUT 12G	GND
13	7	MATRIX OUTPUT 13+	MATRIX OUTPUT 13+	audio
14	20	MATRIX OUTPUT 13-	MATRIX OUTPUT 13-	audio
15	8	MATRIX OUTPUT 13G	MATRIX OUTPUT 13G	GND
16	21	MATRIX OUTPUT 14+	MATRIX OUTPUT 14+	audio
17	9	MATRIX OUTPUT 14-	MATRIX OUTPUT 14-	audio
18	22	MATRIX OUTPUT 14G	MATRIX OUTPUT 14G	GND
19	10	MATRIX OUTPUT 15+	MATRIX OUTPUT 15+	audio
20	23	MATRIX OUTPUT 15-	MATRIX OUTPUT 15-	audio
21	11	MATRIX OUTPUT 15G	MATRIX OUTPUT 15G	0V
22	24	MATRIX OUTPUT 16+	MATRIX OUTPUT 16+	audio
23	12	MATRIX OUTPUT 16-	MATRIX OUTPUT 16-	audio
24	25	MATRIX OUTPUT 16G	MATRIX OUTPUT 16G	GND
25	13	NC	NONE CONNECTION	

CAUTION! D-Connector for wiring refer to Hard pin number Description. Mounting screw for D-connector use #4-40 size.

注意！ Dサブコネクタの接続はHardピン番号で接続してください。取付ビスは#4-40インチビスです。

PMS470 Connector Pin List

PM470 "Meter sends 1-8 Dsub25-M(#4-40)

Ribbon	Hard	Signal name	Designation	Active
1	1	METER SEND 1+	METER SEND 1+	audio
2	14	METER SEND 1-	METER SEND 1-	audio
3	2	METER SEND 1G	METER SEND 1G	GND
4	15	METER SEND 2+	METER SEND 2+	audio
5	3	METER SEND 2-	METER SEND 2-	audio
6	16	METER SEND 2G	METER SEND 2G	GND
7	4	METER SEND 3+	METER SEND 3+	audio
8	17	METER SEND 3-	METER SEND 3-	audio
9	5	METER SEND 3G	METER SEND 3G	
10	18	METER SEND 4+	METER SEND 4+	audio
11	6	METER SEND 4-	METER SEND 4-	audio
12	19	METER SEND 4G	METER SEND 4G	GND
13	7	METER SEND 5+	METER SEND 5+	
14	20	METER SEND 5-	METER SEND 5-	
15	8	METER SEND 5G	METER SEND 5G	GND
16	21	METER SEND 6+	METER SEND 6+	
17	9	METER SEND 6-	METER SEND 6-	
18	22	METER SEND 6G	METER SEND 6G	GND
19	10	METER SEND 7+	METER SEND 7+	
20	23	METER SEND 7-	METER SEND 7-	
21	11	METER SEND 7G	METER SEND 7G	GND
22	24	METER SEND 8+	METER SEND 8+	
23	12	METER SEND 8-	METER SEND 8-	
24	25	METER SEND 8G	METER SEND 8G	GND
25	13	NC	NONE CONNECTION	

CAUTION! D-Connector for wiring refer to Hard pin number Description. Mounting screw for D-connector use #4-40 size.

注意！ Dサブコネクタの接続はHardピン番号で接続してください。取付ビスは#4-40インチビスです。

PMS470 Connector Pin List

PM470 "Meter sends 9-16 Dsub25-M(#4-40)

Ribbon	Hard	Signal name	Designation	Active
1	1	METER SEND 9+	METER SEND 9+	audio
2	14	METER SEND 9-	METER SEND 9-	audio
3	2	METER SEND 9G	METER SEND 9G	GND
4	15	METER SEND 10+	METER SEND 10+	audio
5	3	METER SEND 10-	METER SEND 10-	audio
6	16	METER SEND 10G	METER SEND 10G	GND
7	4	METER SEND 11+	METER SEND 11+	audio
8	17	METER SEND 11-	METER SEND 11-	audio
9	5	METER SEND 11G	METER SEND 11G	
10	18	METER SEND 12+	METER SEND 12+	audio
11	6	METER SEND 12-	METER SEND 12-	audio
12	19	METER SEND 12G	METER SEND 12G	GND
13	7	METER SEND 13+	METER SEND 13+	audio
14	20	METER SEND 13-	METER SEND 13-	audio
15	8	METER SEND 13G	METER SEND 13G	GND
16	21	METER SEND 14+	METER SEND 14+	audio
17	9	METER SEND 14-	METER SEND 14-	audio
18	22	METER SEND 14G	METER SEND 14G	GND
19	10	METER SEND 15+	METER SEND 15+	audio
20	23	METER SEND 15-	METER SEND 15-	audio
21	11	METER SEND 15G	METER SEND 15G	0V
22	24	METER SEND 16+	METER SEND 16+	audio
23	12	METER SEND 16-	METER SEND 16-	audio
24	25	METER SEND 16G	METER SEND 16G	GND
25	13	NC	NONE CONNECTION	

CAUTION! D-Connector for wiring refer to Hard pin number Description. Mounting screw for D-connector use #4-40 size.

注意！ Dサブコネクタの接続はHardピン番号で接続してください。取付ビスは#4-40インチビスです。

PMS470 Connector Pin List

PM470 "GPI Dsub25-M(#4-40)

Ribbon	Hard	Signal name	Designation	Active
1	1	K-TB-A	TALKBACK CONTACT A	
2	14	K-TB-B	TALKBACK CONTACT B	
3	2			
4	15			
5	3			
6	16			
7	4			
8	17			
9	5			
10	18			
11	6			
12	19			
13	7			
14	20			
15	8			
16	21			
17	9			
18	22			
19	10			
20	23			
21	11			
22	24			
23	12			
24	25			
25	13			

コンタクトはフォトMOS出力です。2.4V、50mA以下の直流または交流で使用出来ます。

CAUTION! D-Connector for wiring refer to Hard pin number Description. Mounting screw for D-connector use #4-40 size.

注意！ Dサブコネクタの接続はHardピン番号で接続してください。取付ビスは#4-40インチビスです。