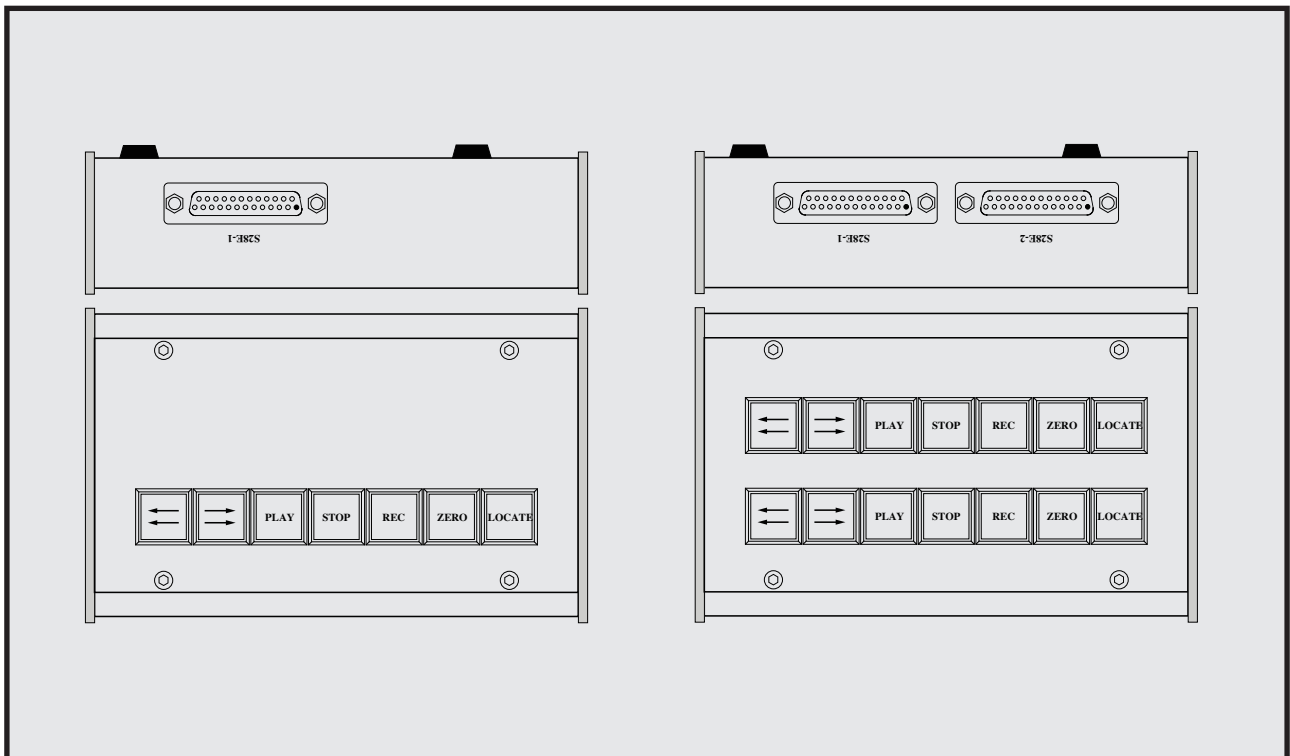


CURRENT PRODUCTS model:RMS281/282

TAPE REMOTE BOX



7 button remote control box

It is most suitable for control of every kind SSL console S28E conformity

RMS281/282 is based on S28E which is the tape remote format of the SSL console in the general tape remote box of 7 buttons and can just replace a cable used now. It can use it as a general remote box.

"7 button"

As for the control button, REW, FWD, PLAY, STOP, REC, ZERO, a button of LOCATE turn on the available tarry lamp.

"Tarry voltage"

The voltage of the tarry of RMS281/282 supports to 5V - 24V by setting by internal resistance, and, please specify it at the time of an order.

"Button name"

It can easily make the name just to change a film.

"Others"

Please refer about the specifications of the non-standard.

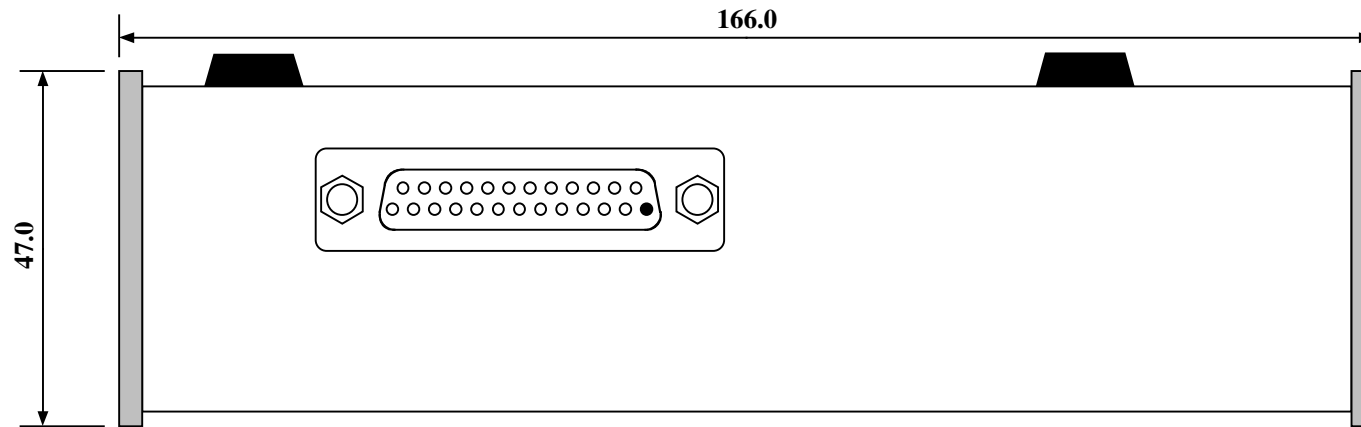
REMOTE DSUB25-M

01 NC	14 NC
02 LP COM +V	15 SW COM 0V
03 SW 1 REW	16 LP 1 REW
04 SW 2 FWD	17 LP 2 FWD
05 SW 3 PLAY	18 LP 3 PLAY
06 SW 4 STOP	19 LP 4 STOP
07 SW 5 REC	20 LP 5 REC
08 SW 6 ZERO	21 LP 6 ZERO
09 SW 7 LOCATE	22 LP 7 LOCATE
10	23
11	24
12	25
13	

SPECIFICATIONS


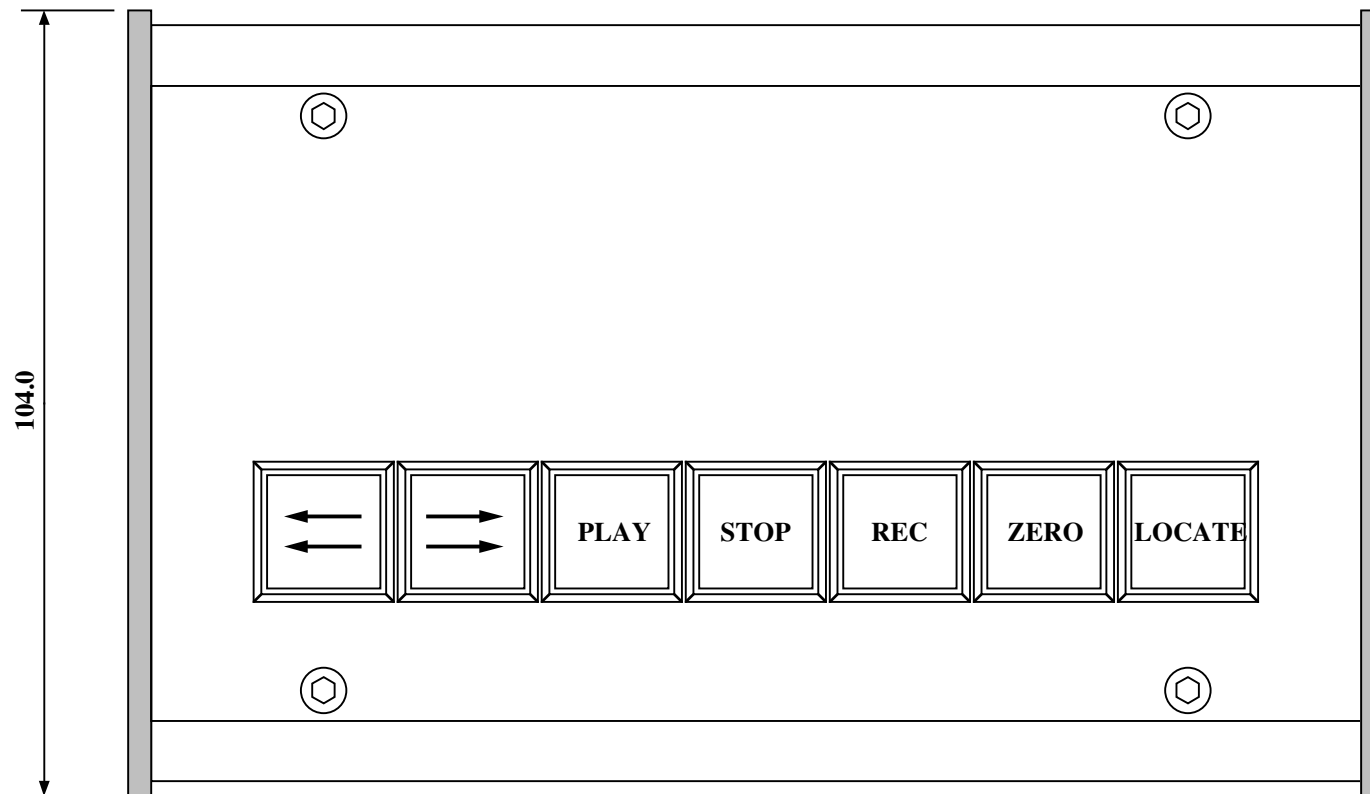
- ♣ **BUTTON:** MOMENTARY
- ♣ **CIRCUIT CONFIRMATION:** SWITCHES & LAMPS COMMON
- ♣ **SWITCH RATING:** 24VDC 50mA
- ♣ **TALLY VOLTAGE:** 5V to 24VDC (on order)
- ♣ **CONNECTOR:** Dsub25-M (#4-40)
- ♣ **DIMENSIONS:** 166Wx47Hx104D 1kg

Remote box	RMS281	¥86,000
Remote box	RMS282	¥96,000
Remote cable 10m	RMS281W10	¥32,000
Remote box	RMS281W05	¥24,000
accessory : None		



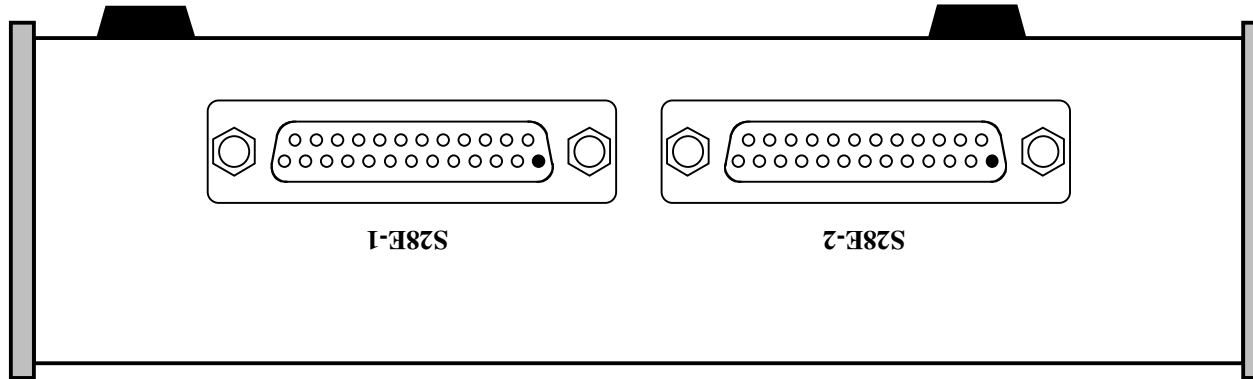
REMOTE DSUB25-M

01 NC	14 NC
02 LP COM +V	15 SW COM 0V
03 SW 1 REW	16 LP 1 REW
04 SW 2 FWD	17 LP 2 FWD
05 SW 3 PLAY	18 LP 3 PLAY
06 SW 4 STOP	19 LP 4 STOP
07 SW 5 REC	20 LP 5 REC
08 SW 6 ZERO	21 LP 6 ZERO
09 SW 7 LOCATE	22 LP 7 LOCATE
10	23
11	24
12	25
13	




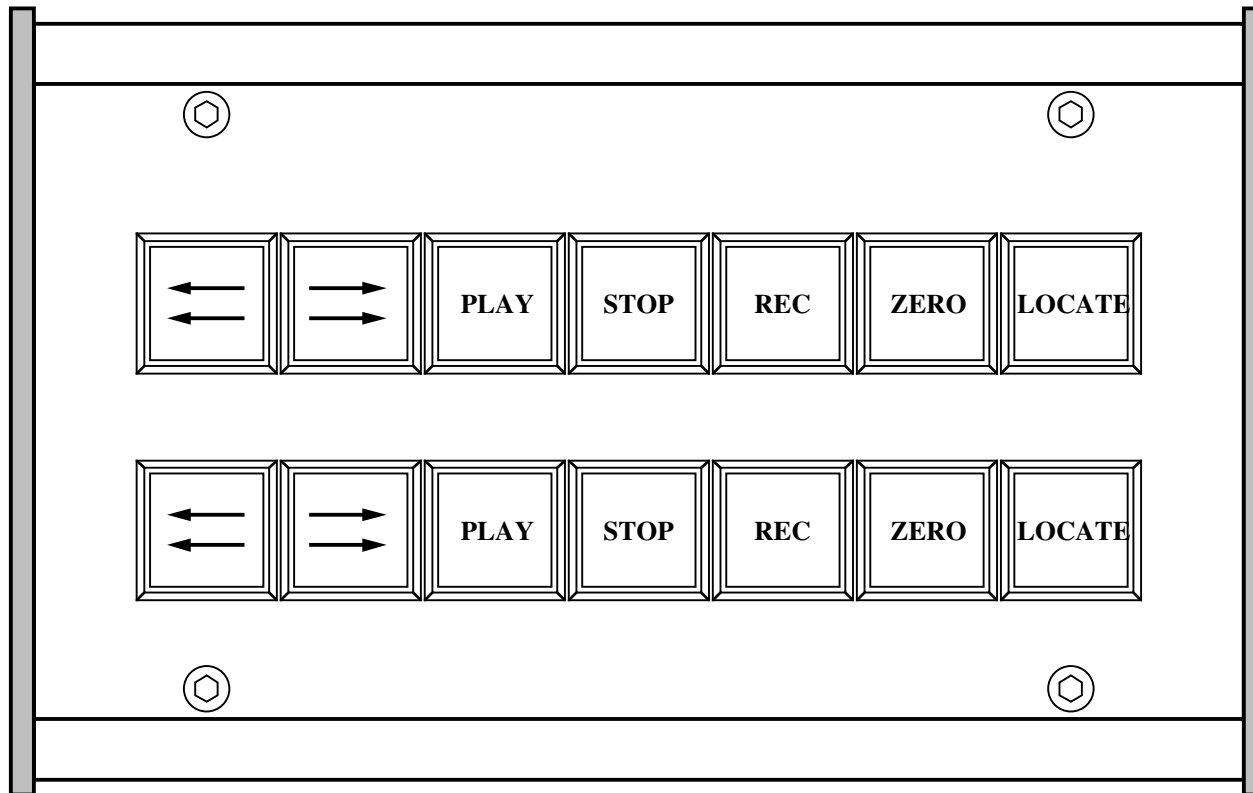
CONNECTOR:D15-M(#4-40)

(c)CURRENT,INC.	TAPE REMOTE BOX RMS281	Jun.1998
H.ICHIHASHI	PANEL DIAGRAM	RMS281-D



REMOTE DSUB25-M

01 NC	14 NC
02 LP COM +V	15 SW COM 0V
03 SW 1 REW	16 LP 1 REW
04 SW 2 FWD	17 LP 2 FWD
05 SW 3 PLAY	18 LP 3 PLAY
06 SW 4 STOP	19 LP 4 STOP
07 SW 5 REC	20 LP 5 REC
08 SW 6 ZERO	21 LP 6 ZERO
09 SW 7 LOCATE	22 LP 7 LOCATE
10	23
11	24
12	25
13	



CONNECTOR:D15-M(#4-40)

(c)CURRENT,INC.	TAPE REMOTE BOX RMS282	Jun.1998
H.ICHIHASHI	PANEL DIAGRAM	RMS282-D

RMS281/282 "Remote" D-25M(#4-40)

Ribbon	Hard	Signal name	Designation	Active
1	1	NC		
2	14	NC		
3	2	LP COM	LAMPS COMMON	+V
4	15	SW COM	SWITCHES COMMON	0V
5	3	REW SW	REWIND SWITCH	Lo
6	16	REW LP	REWIND LAMP	Lo
7	4	FWD SW	FORWARD SWITCH	Lo
8	17	FWD LP	FORWARD LAMP	Lo
9	5	STOP SW	STOP SWITCH	Lo
10	18	STOP LP	STOP LAMP	Lo
11	6	PLAY SW	PLAY SWITCH	Lo
12	19	PLAY LP	PLAY LAMP	Lo
13	7	ZERO SW	ZERO RESET SWITCH	Lo
14	20	LOC SW	LOCATE SWITCH	Lo
15	8	REC SW	RECORD SWITCH	Lo
16	21	REC LP	RECORD LAMP	Lo
17	9	ZERO LP	ZERO RESET LAMP	Lo
18	22	LOC LP	LOCATE LAMP	Lo
19	10	NC		
20	23	NC		
21	11	NC		
22	24	NC		
23	12	NC		
24	25	NC		
25	13	NC		

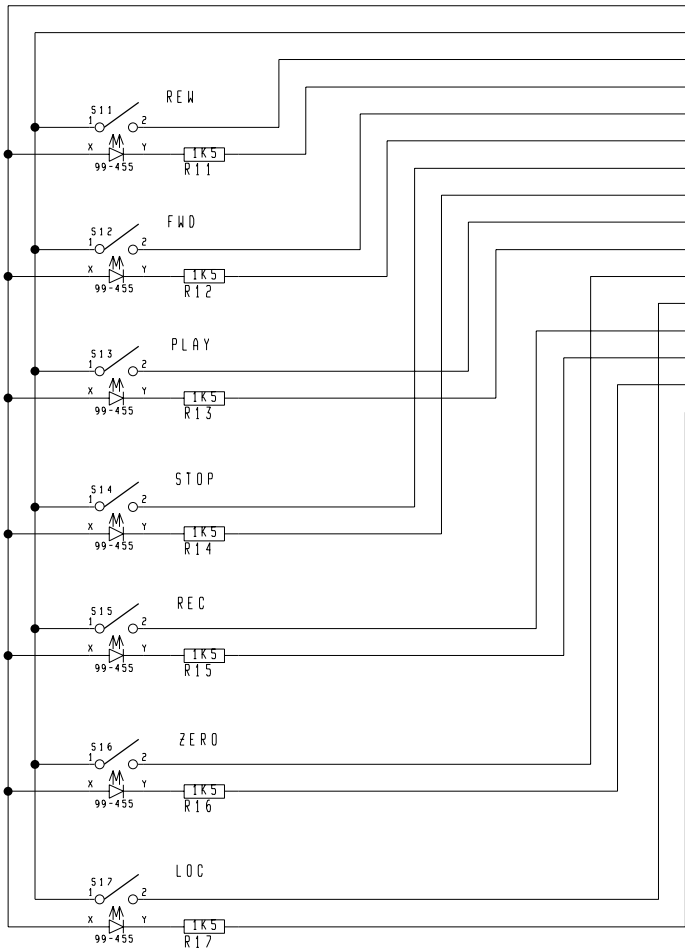
注意！

Dサブコネクタの接続はHardピン番号で接続してください。
 取付ビスは# 4 - 4 0 インチビスを使用して下さい

CAUTION! D-Connector for wiring refer to Hard pin number Description.

S28E-1

RB	Signal	D25
01		01
02		14
03	LP COM	02
04	SW COM	15
05	REW SW	03
06	REW LP	16
07	FWD SW	04
08	FWD LP	17
09	STOP SW	05
10	STOP LP	18
11	PLAY SW	06
12	PLAY LP	19
13	ZERO SW	07
14	LOC SW	20
15	REC SW	08
16	REC LP	21
17	ZERO LP	09
18	LOC LP	22
19		10
20		23



S28E-2

RB	Signal	D25
01		01
02		14
03	LP COM	02
04	SW COM	15
05	REW SW	03
06	REW LP	16
07	FWD SW	04
08	FWD LP	17
09	STOP SW	05
10	STOP LP	18
11	PLAY SW	06
12	PLAY LP	19
13	ZERO SW	07
14	LOC SW	20
15	REC SW	08
16	REC LP	21
17	ZERO LP	09
18	LOC LP	22
19		10
20		23

